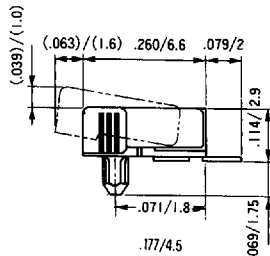
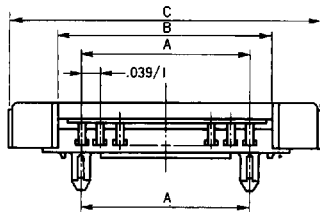
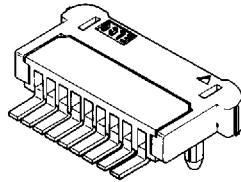
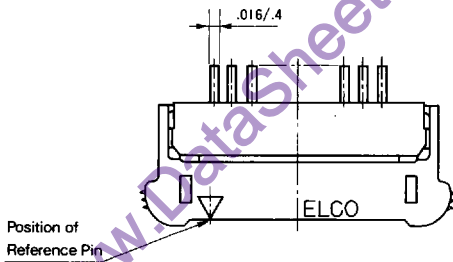


# 1,00 mm Spacing

# SERIES 6200

## Surface Mount with Boss Right Angle ZIF

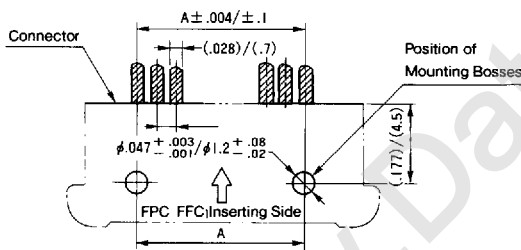
TYPE 022



**Specifications:**

- Number of Contacts - 5-30
- Tray Packaged
- Current Rating - 1.0 amp max.
- Voltage - 50 V
- Dielectric Withstanding Voltage - 500 V RMS min.
- Operating Temperature - (-20°C ~ +85°C)
- Contact Material - phosphor bronze (tin-lead plated)
- Insulator & Slider Material - PPS, brown color (UL 94 V-O)
- Profile Height - 2,90 mm (.114")
- FFC / FPC Thickness - 0,3±0,05 mm (.012±.002")

No. of Pos.	A	B	C
5	.157/ 4.0	.252/ 6.4	.451/11.45
6	.197/ 5.0	.291/ 7.4	.490/12.45
7	.236/ 6.0	.330/ 8.4	.530/13.45
8	.276/ 7.0	.370/ 9.4	.569/14.45
9	.315/ 8.0	.409/10.4	.608/15.45
10	.354/ 9.0	.449/11.4	.648/16.45
11	.394/10.0	.488/12.4	.687/17.45
12	.433/11.0	.528/13.4	.726/18.45
13	.472/12.0	.567/14.4	.766/19.45
14	.512/13.0	.606/15.4	.805/20.45
15	.551/14.0	.646/16.4	.844/21.45
16	.591/15.0	.685/17.4	.884/22.45
17	.630/16.0	.724/18.4	.923/23.45
18	.669/17.0	.764/19.4	.963/24.45
19	.709/18.0	.803/20.4	1.002/25.45
20	.748/19.0	.843/21.4	1.041/26.45
21	.787/20.0	.882/22.4	1.081/27.45
22	.827/21.0	.921/23.4	1.120/28.45
23	.866/22.0	.961/24.4	1.159/29.45
24	.906/23.0	1.000/25.4	1.199/30.45
25	.945/24.0	1.039/26.4	1.238/31.45
26	.984/25.0	1.079/27.4	1.278/32.45
27	1.024/26.0	1.118/28.4	1.317/33.45
28	1.063/27.0	1.157/29.4	1.356/34.45
29	1.102/28.0	1.197/30.4	1.396/35.45
30	1.142/29.0	1.236/31.4	1.435/36.45



Mounting Hole Pattern (Connector Mounting Side)  
Recommended P.C. Board Thickness (-1.047/1.2)

Note: for recommended flex layout, see page 15.

Dimensions inches/mm

### ORDERING CODE

Typical Example

00 6200 057 022 800

### TRAY PACKAGING FLEX TYPE

- 00: Standard FFC/FPC Flex
- 05: Carbon Paste-Membrane Flex

### NUMBER OF CONTACTS

5 ~ 30

### VARIATION CODE

022: SMT With Boss