

AXIAL LEAD PACKAGE

DESCRIPTION

The 15KPA Series, are discrete 15,000 Watt, silicon transient voltage suppressors (TVS) designed for use in applications where large voltage transients can permanently damage voltage sensitive components and equipment.

The 15KPA series is available in multiple voltages with 5 percent tolerance, which is referenced to the power supply output or operating voltage level. This series is compatible with IEC 61000-4-5 (Surge) requirements.

FEATURES

- RTCA DO-160G COMPLIANT PRODUCT
- UL Registered
- Compatible with IEC 61000-4-2 (ESD): Air $\pm 30\text{kV}$, Contact $\pm 30\text{kV}$
- Compatible with IEC 61000-4-5 (Surge): 48A, 8/20 μs - L3(Line-Ground), L4(Line-Line) & L1 (Power)
- 15,000 Watts Peak Pulse Power per Line ($t_p = 10/1000\mu\text{s}$)
- Unidirectional and Bidirectional Configurations
- Easy Mounting to Printed Circuit Board
- tClamping (0V to V_{BR} Min.) $< 1 \times 10^{-12}$ seconds theoretical
- Available in Multiple Voltages Ranging From 17V to 280V
- RoHS Complaint (Exemption #7a & 7c-1)

APPLICATIONS

- Relay Drives
- Motor (Start/Stop) Back EMF Protection
- Module Lightning Protection
- Secondary Lightning Protection for AC/DC

MECHANICAL CHARACTERISTICS

- Molded Case
- Approximate Weight: 2.2 grams
- Lead-Free Pure-Tin Plating (Annealed)
- Solder Reflow Temperature:
Pure-Tin - Sn, 100: 260-270°C
- Flammability Rating UL 94V-0

CIRCUIT DIAGRAMS



UNIDIRECTIONAL



BIDIRECTIONAL

TYPICAL DEVICE CHARACTERISTICS

RTCA DO-160G COMPLIANT PRODUCT

MAXIMUM RATINGS @ 25°C Unless Otherwise Specified

PARAMETER	SYMBOL	VALUE	UNITS
Peak Pulse Power (tp = 10/1000µs) - See Figure 1	P_{PP}	15,000	Watts
Forward Surge Rating - 1/120 seconds - See Note 2	I_F	200	Amps
Steady State Power Dissipation	P_P	8.0	Watts
Storage Temperature	T_{STG}	-55 to 175	°C
Operating Temperature	T_L	-55 to 175	°C

ELECTRICAL CHARACTERISTICS PER LINE @ 25°C Unless Otherwise Specified

PART NUMBER (Notes 1 - 2)	RATED STAND-OFF VOLTAGE V_{WM} VOLTS	BREAKDOWN VOLTAGE			MAXIMUM LEAKAGE CURRENT $@V_{WM}$ I_D µA	MAXIMUM CLAMPING VOLTAGE (Fig. 2) $@ 10/1000\mu S$ $V_C @ I_{PP}$	TEMPERATURE COEFFICIENT OF $V_{(BR)}$ $qV_{(BR)}$ mV/°C
		MIN $V_{(BR)}$ VOLTS	MAX $V_{(BR)}$ VOLTS	$@I_T$ mA			
15KPA17A	17.0	18.9	20.90	50	5000	29.3V @ 512.0A	17
15KPA18A	18.0	20.0	22.10	50	5000	30.9V @ 485.0A	18
15KPA20A	20.0	22.2	24.50	20	1500	34.3V @ 437.0A	21
15KPA22A	22.0	24.4	26.90	10	500	37.1V @ 404.0A	24
15KPA24A	24.0	26.7	29.50	5	150	40.7V @ 369.0A	27
15KPA26A	26.0	28.9	31.90	5	50	44.0V @ 341.0A	29
15KPA28A	28.0	31.1	34.40	5	25	47.5V @ 316.0A	31
15KPA30A	30.0	33.3	36.80	5	15	50.7V @ 296.0A	34
15KPA33A	33.0	36.7	40.60	5	2	54.8V @ 274.0A	38
15KPA36A	36.0	40.0	44.20	5	2	59.7V @ 251.0A	41
15KPA40A	40.0	44.4	49.10	5	2	65.8V @ 228.0A	46
15KPA43A	43.0	47.8	52.80	5	2	69.7V @ 215.0A	50
15KPA45A	45.0	50.0	55.30	5	2	73.0V @ 205.0A	52
15KPA48A	48.0	53.3	58.90	5	2	77.7V @ 193.0A	56
15KPA51A	51.0	56.7	62.70	5	2	82.8V @ 181.0A	60
15KPA54A	54.0	60.0	66.30	5	2	87.5V @ 171.0A	63
15KPA58A	58.0	64.4	71.20	5	2	94.0V @ 160.0A	68
15KPA60A	60.0	66.7	73.70	5	2	97.3V @ 154.0A	71
15KPA64A	64.0	71.1	78.60	5	2	104.0V @ 144.0A	76
15KPA70A	70.0	77.8	86.00	5	2	114.0V @ 132.0A	83
15KPA75A	75.0	83.3	92.10	5	2	122.0V @ 123.0A	89
15KPA78A	78.0	86.7	95.80	5	2	126.0V @ 119.0A	93
15KPA85A	85.0	94.4	104.0	5	2	137.0V @ 109.0A	102
15KPA90A	90.0	100.0	111.0	5	2	146.0V @ 103.0A	109
15KPA100A	100.0	111.0	123.0	5	2	162.0V @ 93.0A	121
15KPA110A	110.0	122.0	135.0	5	2	178.0V @ 84.0A	133

TYPICAL DEVICE CHARACTERISTICS

RTCA DO-160G COMPLIANT PRODUCT

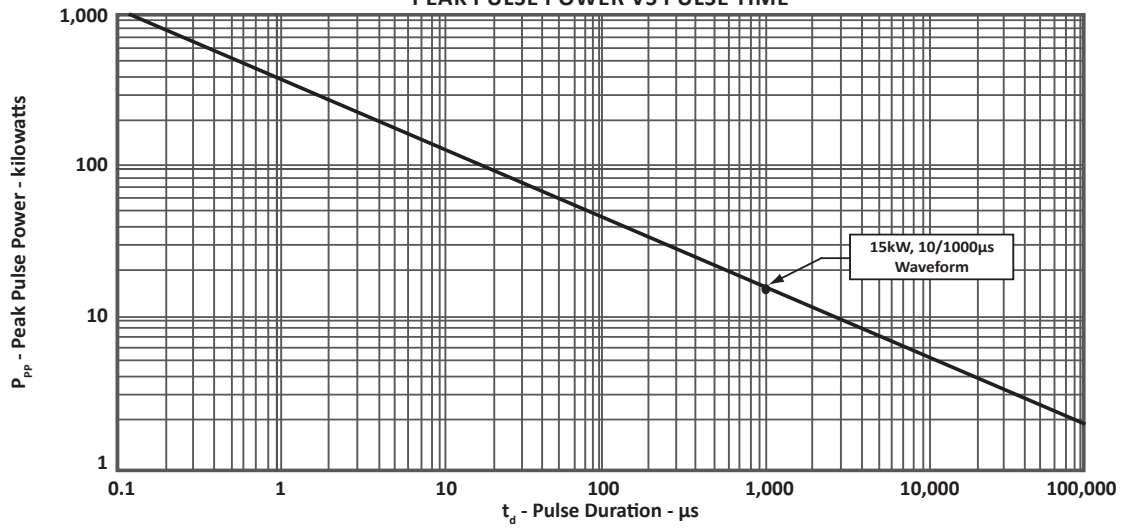
ELECTRICAL CHARACTERISTICS PER LINE @ 25°C Unless Otherwise Specified

PART NUMBER (Notes 1 - 2)	RATED STAND-OFF VOLTAGE V_{WM} VOLTS	BREAKDOWN VOLTAGE			MAXIMUM LEAKAGE CURRENT $@V_{WM}$ I_D μA	MAXIMUM CLAMPING VOLTAGE (Fig. 2) $@ 10/1000\mu S$ $V_C @ I_{PP}$	TEMPERATURE COEFFICIENT OF $V_{(BR)}$ $qV_{(BR)}$ $mV/^{\circ}C$
		MIN $V_{(BR)}$ VOLTS	MAX $V_{(BR)}$ VOLTS	$@I_T$ mA			
15KPA120A	120.0	133.0	147.0	5	2	193.0V @ 78.0A	145
15KPA130A	130.0	144.0	159.0	5	2	209.0V @ 72.0A	157
15KPA150A	150.0	167.0	185.0	5	2	243.0V @ 62.0A	183
15KPA160A	160.0	178.0	197.0	5	2	259.0V @ 58.0A	195
15KPA170A	170.0	189.0	209.0	5	2	275.0V @ 55.0A	207
15KPA180A	180.0	200.0	222.0	5	2	291.0V @ 52.0A	219
15KPA200A	200.0	222.0	247.0	5	2	322.0V @ 47.0A	243
15KPA220A	220.0	245.0	272.0	5	2	356.0V @ 42.0A	269
15KPA240A	240.0	267.0	292.0	5	2	388.0V @ 39.0A	293
15KPA260A	260.0	289.0	317.0	5	2	419.0V @ 36.0A	317
15KPA280A	280.0	311.0	341.0	5	2	452.0V @ 33.0A	342

NOTES

- Part numbers shown are unidirectional devices. Add a "CA" suffix to specify bidirectional devices, such as 15KPA20CA.
- $V_f = 7.5$ Volts @ 200A, 8.3ms(1/2 Sine Wave) - *Unidirectional devices only.*

FIGURE 1
PEAK PULSE POWER VS PULSE TIME



TYPICAL DEVICE CHARACTERISTICS

RTCA DO-160G COMPLIANT PRODUCT

FIGURE 2
PULSE WAVEFORM

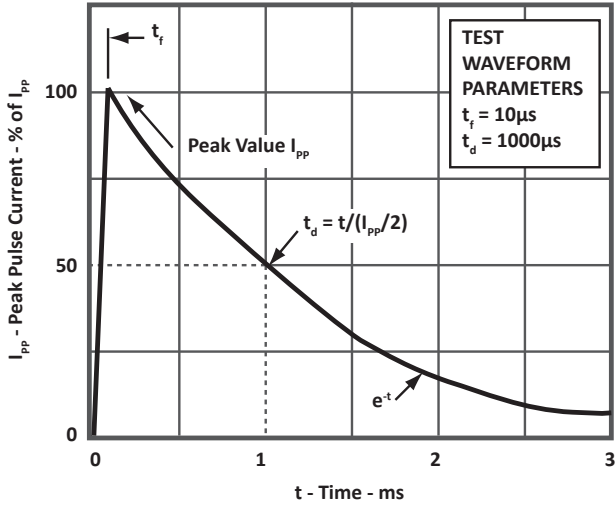


FIGURE 3
POWER DERATING CURVE

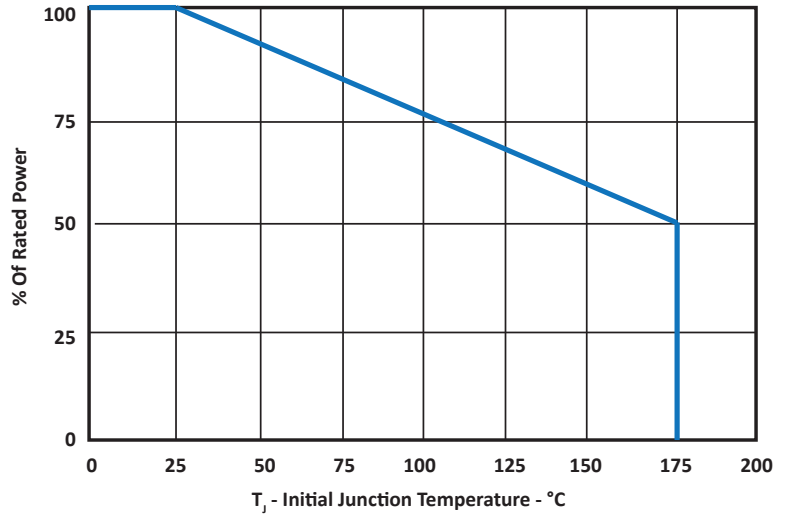
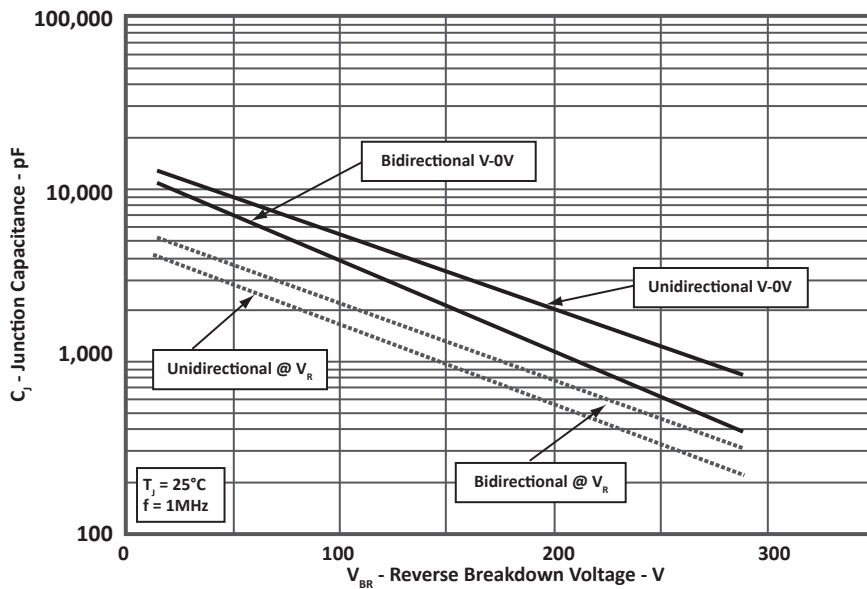


FIGURE 4
TYPICAL JUNCTION CAPACITANCE



AXIAL LEAD PACKAGE INFORMATION

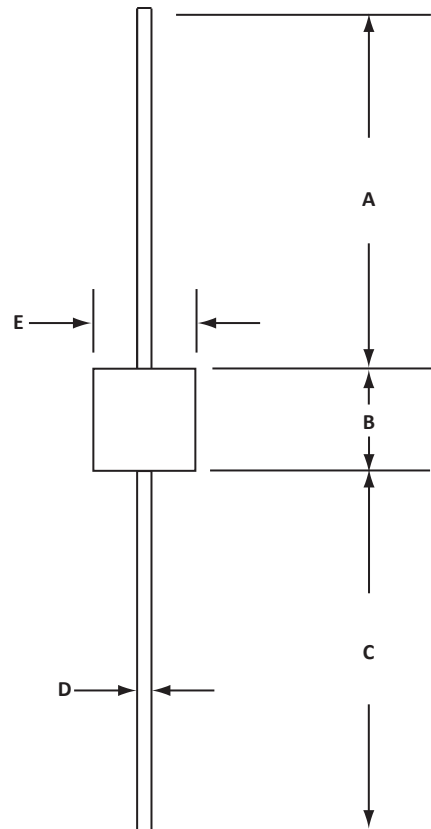
RTCA DO-160G COMPLIANT PRODUCT

OUTLINE DIMENSIONS

DIM	MILLIMETERS		INCHES	
	MIN	MAX	MIN	MAX
A	24.5	-	1.00	-
B	8.60	9.10	0.34	0.36
C	24.5	-	1.00	-
D	1.20 DIA.	1.30 DIA.	0.048 DIA.	0.052 DIA.
E	8.60	9.10	0.34	0.36

NOTES

- Dimensions are exclusive of mold flash and metal burrs.



ORDERING INFORMATION

BASE PART NUMBER (xx = Voltage)	TERMINAL LEADFREE SUFFIX	TAPE SUFFIX	QTY/REEL	REEL SIZE	BULK QTY
15KPAxxA	-LF	-T13	800	13"	250
15KPAxxCA	-LF	-T13	800	13"	250

NOTES

- Marking on Part - logo, part number, date code and positive terminal marked with band (unidirectional only).
- Parts come in bulk quantities unless otherwise requested.
- 250 piece minimum order quantity for bulk units and must be divisible by 250.

MARKING DIAGRAM



COMPANY INFORMATION**RTCA DO-160G COMPLIANT PRODUCT****COMPANY PROFILE**

In business more than 25 years, ProTek Devices™ is a privately held semiconductor company. The company offers a product line of overvoltage protection and overcurrent protection components. These include transient voltage suppressor array (TVS arrays) avalanche breakdown diode, steering diode TVS array and electronics SMD chip fuses. These components deliver circuit protection in electronic systems from numerous overvoltage and overcurrent events. They include lightning; electrostatic discharge (ESD); nuclear electromagnetic pulses (NEMP); inductive switching; and electromagnetic interference (EMI) / radio frequency interference (RFI). ProTek Devices also offers LED wafer die for ESD protection and related high frequency products. ProTek Devices is ISO 9001:2015 certified.

CONTACT US**Corporate Headquarters**

2929 South Fair Lane
Tempe, Arizona 85282
USA

By Telephone

General: 602-431-8101
Sales: & Marketing: 602-414-5109
Customer Service: 602-414-5114
Product Technical Support: 602-414-5107

By Fax

General: 602-431-2288

By E-mail:

Asia Sales: asiasales@protekdevices.com
Europe Sales: europesales@protekdevices.com
U.S. Sales: ussales@protekdevices.com
Distributor Sales: distysales@protekdevices.com
Customer Service: service@protekdevices.com
Technical Support: support@protekdevices.com

ProTek Devices (Asia Pacific) Pte. Ltd.

8 Ubi Road 2, #06-19
Zervex
Singapore - 408538
Tel: +65-67488312
Fax: +65-67488313

Web

www.protekdevices.com

COPYRIGHT © ProTek Devices 1998 - This literature is subject to all applicable copyright laws and is not for resale in any manner.

SPECIFICATIONS: ProTek reserves the right to change the electrical and or mechanical characteristics described herein without notice.

DESIGN CHANGES: ProTek reserves the right to discontinue product lines without notice and that the final judgement concerning selection and specifications is the buyer's and that in furnishing engineering and technical assistance. ProTek assumes no responsibility with respect to the selection or specifications of such products. ProTek makes no warranty, representation or guarantee regarding the suitability of its products for any particular purpose, nor does ProTek assume any liability arising out of the application or use of any product or circuit and specifically disclaims any and all liability without limitation special, consequential or incidental damages.

LIFE SUPPORT POLICY: ProTek Devices products are not authorized for use in life support systems without written consent from the factory.