

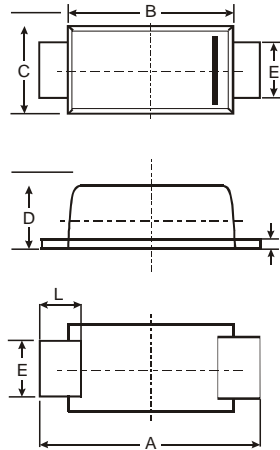
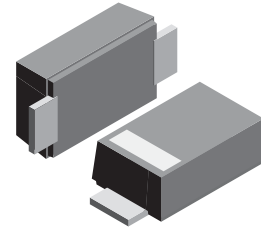
VOLTAGE RANGE: 3.3 - 100V
POWER: 1.0Watts

Features

- Complete voltage range 3.3 to 100 volts
- High peak reverse power dissipation
- High reliability
- Low leakage current
- Standard zener voltage tolerance is $\pm 5\%$

Mechanical Data

- Case: SOD-123FL
plastic body over passivated junction
- Terminals : Plated axial leads,
- solderable per MIL-STD-750, Method 2026
- Polarity : Color band denotes cathode end
- Mounting Position : Any
- Weight:0.0007 ounce, 0.02 grams



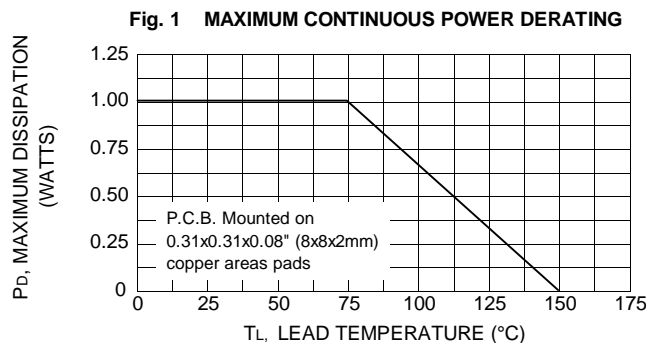
SOD-123FL			
Dim	Min	Max	Typ
A	3.50	3.80	3.65
B	2.60	2.90	2.75
C	1.70	1.90	1.80
D	0.09	1.10	1.00
E	0.08	1.10	0.095
H	0.12	0.20	0.16
L	0.07	0.09	0.08
All Dimensions in mm			

Maximum Ratings $T_A = 25^\circ\text{C}$ unless otherwise specified

Rating	Symbol	Value	Unit
DC Power Dissipation at $T_L = 75^\circ\text{C}$ (Note1)	P_D	1.0	W
Maximum Forward Voltage at $I_F = 200\text{ mA}$	V_F	1.2	V
Junction Temperature Range	T_J	- 55 to + 150	$^\circ\text{C}$
Storage Temperature Range	T_s	- 55 to + 150	$^\circ\text{C}$

Note :

(1) P.C.B. Mounted on 0.31x0.31x0.08" (8x8x2mm) copper areas pads.





ELECTRICAL CHARACTERISTICS Rating at 25 °C ambient temperature unless otherwise specified

Type	Nominal Zener Voltage		Maximum Zener Impedance			Maximum Reverse Leakage Current		Maximum DC Zener Current	Maximum Surge Current
	V _Z @ I _{ZT}	I _{ZT}	Z _{ZT} @ I _{ZT}	Z _{ZK} @ I _{ZK}	I _{ZK}	I _R @ V _R		I _{ZM}	I _{RM} ⁽²⁾
	(V)	(mA)	(Ω)	(Ω)	(mA)	(μA)	(V)	(mA)	(mApk)
1SMF4728A	3.3	76.0	10	400	1.0	100	1.0	276	1380
1SMF4729A	3.6	69.0	10	400	1.0	100	1.0	252	1260
1SMF4730A	3.9	64.0	9.0	400	1.0	50	1.0	234	1190
1SMF4731A	4.3	58.0	9.0	400	1.0	10	1.0	217	1070
1SMF4732A	4.7	53.0	8.0	500	1.0	10	1.0	193	970
1SMF4733A	5.1	49.0	7.0	550	1.0	10	1.0	178	890
1SMF4734A	5.6	45.0	5.0	600	1.0	10	2.0	162	810
1SMF4735A	6.2	41.0	2.0	700	1.0	10	3.0	146	730
1SMF4736A	6.8	37.0	3.5	700	1.0	50	4.0	133	660
1SMF4737A	7.5	34.0	4.0	700	0.5	50	5.0	121	605
1SMF4738A	8.2	31.0	4.5	700	0.5	50	6.0	110	550
1SMF4739A	9.1	28.0	5.0	700	0.5	50	7.0	100	500
1SMF4740A	10	25.0	7.0	700	0.25	50	7.6	91	454
1SMF4741A	11	23.0	8.0	700	0.25	50	8.4	83	414
1SMF4742A	12	21.0	9.0	700	0.25	5.0	9.1	76	380
1SMF4743A	13	19.0	10	700	0.25	5.0	9.9	69	344
1SMF4744A	15	17.0	14	700	0.25	5.0	11.4	61	305
1SMF4745A	16	15.5	16	700	0.25	5.0	12.2	57	285
1SMF4746A	18	14.0	20	750	0.25	5.0	13.7	50	250
1SMF4747A	20	12.5	22	750	0.25	5.0	15.2	45	225
1SMF4748A	22	11.5	23	750	0.25	5.0	16.7	41	205
1SMF4749A	24	10.5	25	750	0.25	5.0	18.2	38	190
1SMF4750A	27	9.5	35	750	0.25	5.0	20.6	34	170
1SMF4751A	30	8.5	40	1000	0.25	5.0	22.8	30	150
1SMF4752A	33	7.5	45	1000	0.25	5.0	25.1	27	135
1SMF4753A	36	7.0	50	1000	0.25	5.0	27.4	25	125
1SMF4754A	39	6.5	60	1000	0.25	5.0	29.7	23	115
1SMF4755A	43	6.0	70	1500	0.25	5.0	32.7	22	110
1SMF4756A	47	5.5	80	1500	0.25	5.0	35.8	19	95
1SMF4757A	51	5.0	95	1500	0.25	5.0	38.8	18	90
1SMF4758A	56	4.5	110	2000	0.25	5.0	42.6	16	80
1SMF4759A	62	4.0	125	2000	0.25	5.0	47.1	14	70
1SMF4760A	68	3.7	150	2000	0.25	5.0	51.7	13	65
1SMF4761A	75	3.3	175	2000	0.25	5.0	56.0	12	60
1SMF4762A	82	3.0	200	3000	0.25	5.0	62.2	11	55
1SMF4763A	91	2.8	250	3000	0.25	5.0	69.2	10	50
1SMF4764A	100	2.5	350	3000	0.25	5.0	76.0	9.0	45

Notes :

(1) The type number listed have a standard tolerance on the nominal zener voltage of ± 5%.